









Dear parents and students,




NiHao! In order to facilitate your (child's) learning at home, please log in to online.betterchinese.com and follow the instructions below to start learning a lesson.

Schedule:

	Mon	Tues	Wed	Thu	Fri
Week 1:	Session 1	Assignment 1	Session 2	Assignment 2	Session 3
Week 2:	Assignment 3	Session 4	Assignment 4	Session 5	Assignment 5

Instruction:

Content Area	Activity		Location on the Platform
Lesson Text	Session 1	Watch the lesson animation. *English subtitle can be turned on to facilitate comprehension.	
	Assignment 1	Use the Voice Recording tool in Tool session to record the lesson text.	
Vocabulary	Session 2	Watch the Magical Chinese animation.	
	Assignment 2	1. Use the Writing Pad to write the word in the Magical Chinese animation. 2. Do the character writing parts in workbook.	
Practice1-Project/Grammar	Session 3	My First Chinese Words: Watch the lesson animation again. Turn off the English subtitle and try to understand the meaning of each sentence. My First Chinese Reader/Magical Tour of China: Read the sentence structure/grammar notes.	
	Assignment 3	Do the exercises in Project session.	

Practice2-Homework	Session 4	Review teacher's feedback and redo the wrong questions.	
	Assignment 4	Do the exercises in Homework session.	
Extra Stories /Culture Discussion	Session 5	My First Chinese Words/Reader: Watch the Fun Story and song. Magical Tour of China: Read the Chinese Culture session from textbook.	
	Assignment 5	My First Chinese Words/Reader: Pick two stories from AI Story Time to watch, do the quizzes and Read Alouds. Magical Tour of China: Do research to collect more information on the cultural points. Use the Composition tool to write a report to share your findings.	