










Dear parents and students,












NiHao! In order to facilitate your (child's) learning at home, please log in to go.betterchinese.com and follow the instructions below to start learning a unit.

Schedule:

Mon	Tues	Wed	Thu	Fri
Session 1	Session 2	Session 3	Session 4	Session 5

Instruction:

Session	Activity		Location on BI Platform
Session 1 Lesson Text	Instruction	1. Listen to the Vocabulary Builder (S-Level 2) / Reader (Level3-Level8) and generate main idea. *English translation is provided in the Resources Session.	 
	Assignment	Do Read Aloud exercise.	
Session 2 Vocabulary	Instruction	Introduce new characters and vocabulary.	 什, 么, 叫, 字  什, 么, 我, 叫, 名, 字, 小, 名
	Assignment	Do Character and Vocabulary exercises. *There is no Vocabulary exercises in Starter Level Unit 1 – 16.	 

Session 3 Language Notes	Instruction	1. Read the key sentence structures in textbook. 2. Do Workbook A. (For Start to Level 2 only.)	 
	Assignment	Do the Sentence exercise. *There is no sentence exercises in Starter Level. Starter level students can continue working on Workbook A.	 Sentence
Session 4 Extended Reading/Guided Practice	Instruction	Starter-Level 2: Listen to the Reader. Level3-Level5: Read the Vocabulary Builder and finish the multiple-choice questions. Level6-Level8: Do the workbook.	 Reader  Vocabulary Builder
	Assignment	Starter – Level 2: Do exercises in Workbook B. Level 3 – Level 8: Continue working on workbook.	 Workbook B After-Class  Workbook
Session 5 Review	Instruction	Listen to the Vocabulary Builder and Reader to review the texts. Do the Read Aloud again to see how much you have improved.	 Vocabulary Builder  Reader  Read Aloud
	Assignment	Choose 2 stories from AI Story Time to watch. Finish the quizzes and read alouds attached to the stories.	 AI STORY TIME