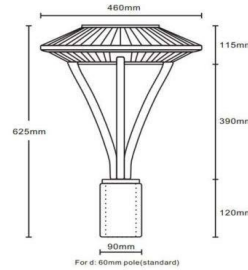




LIGHT FOR V

# 60W LED Post Top Light

## Product Description



## Product Specifications

Input Power	60W
Driver	UL driver
Input Voltage	100-277VAC 50/60Hz
Efficiency Flux	7800LM
Viewing Angle	90*140degree
LED Brand/Chip	Philips
Housing	Die-Casting Aluminum
CRI	>80
Housing color	Dark Brown
Certificates	ETL
Warranty	5 years
Waterproof	IP65

### Notice:

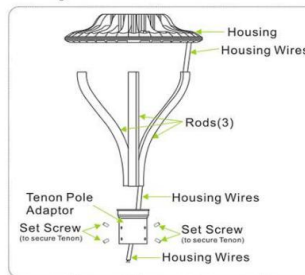
Constructed of a heavy duty die-cast aluminum housing with polyester powder-coated finish and full sealing for resistance of rust, corrosion and contaminants, Heat dissipation is optimized with an integral secondary heat sink which ensure 50000 Hours lifespan. IP65 rated to be installed in damp or wet locations.

### Installation

#### INSTALLATION

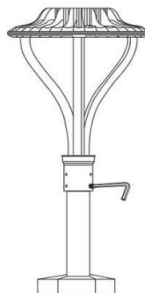
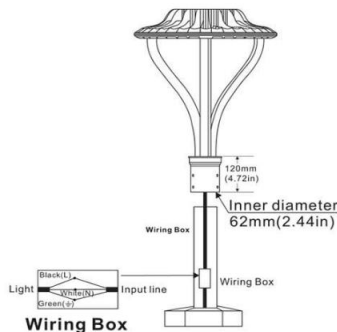
#### Fixture assembly

- Step1: Feed the (3) Housing wires through one of the three Rods.
- Step2: Clip the (3) Rods onto the Housing. Be sure the Housing clips are properly engaged onto the Rods.
- Step3: Feed Fixture Wires through the Tenon Pole Adaptor.
- Step4: Slide Tenon Pole Adaptor on three Rods. Be sure the notches face the inside of the Tenon Pole Adaptor.
- Step5: Tighten the (3) Set Screws at the Tenon Pole Adaptor to secure Rods.



#### Pole mounting

- Step1: Turn off the power before installation.
- Step2: Wiring right in the wiring box ("Black" is connected to "L", "White" connect to "N", "Green" to "Ground") and set the lamp into the bracket by the hole. (picture 1).
- Step3: We should fasten the four screws with a hex wrench, and finished (picture 2).





LIGHT FOR V

### Application

The shatter-resistant design for both commercial and industrial grade applications such as Parking Lot, Street, Mining, Park, Pooling Lighting, Sports court, Yard, Square, Square, Tunnel, or anywhere perimeter lighting is desirable.



### Notice For User

Troubles	Check points
Out of working	Please check the connection