

E10

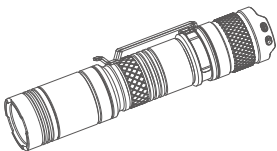
User Manual v1.0

WARNINGS

- Please read user manual carefully before using the light.
- Product will generate heat while working, please be cautious with that to avoid any possible harm.
- Please don't shine into eyes directly to avoid harm to eyes.
- Please keep the light away from children.
- Please use WUBEN or WUBEN recommended batteries.
- Please don't disassemble the light or it will not be covered by WUBEN warranty policy.
- Please don't throw the product into fire.
- This is not a diving product, please don't use it underwater for a long time.

Product List

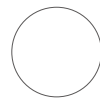
Before using this product, please check whether the contents of the package are complete.



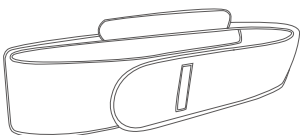
① E10 x 1



② Lanyard x 1



③ Spare O-ring x 2



④ Holster x 1



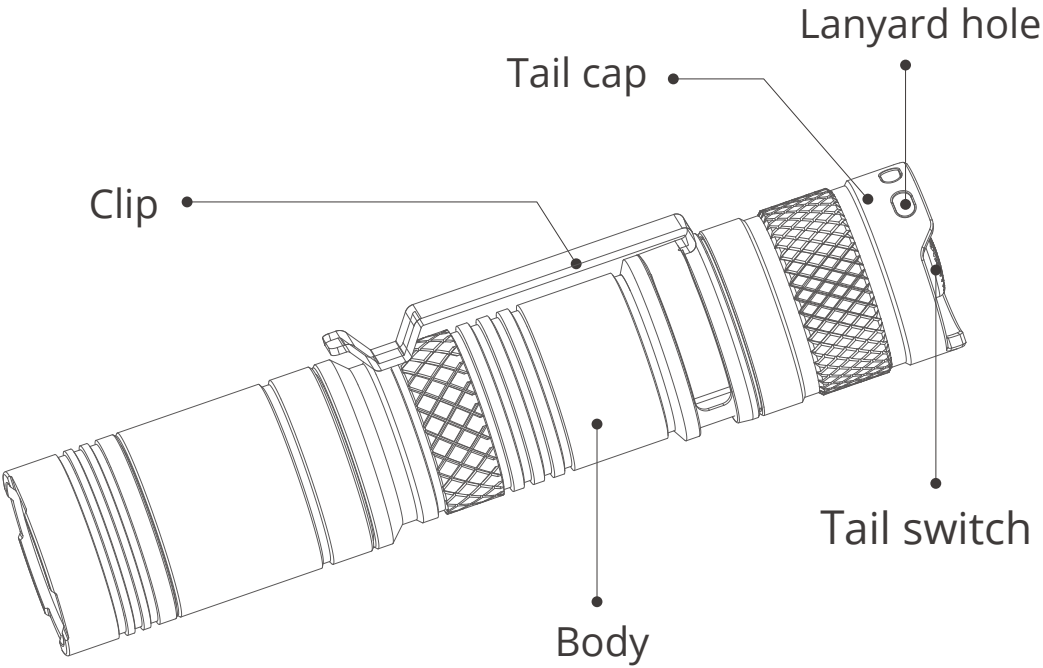
⑤ (Manual, warranty card, quality certificate) x 1

Product Features

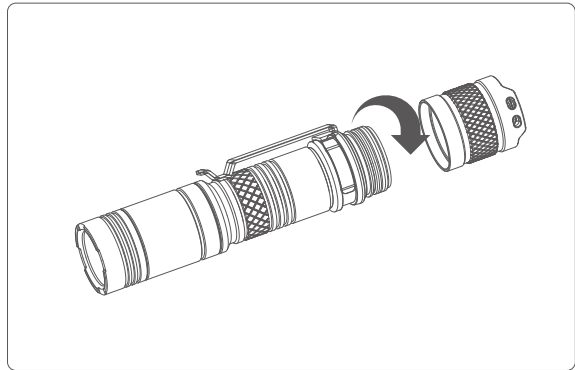
E10 is an EDC flashlight. E10 utilizes 1 pcs OSRAM P9 LED, powered by 1 pcs 18650 Li-ion battery(compatible with 2 pcs CR123A batteries), it emits 1200 Lumens max output. Tail switch design, suitable for one hand operation, offers users a better use experience.

Product Operation

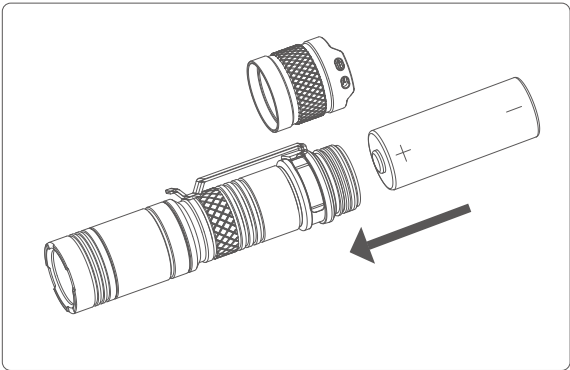
1. Product Structure



2. Installation



① Unscrew the tail cap



② Load the battery as instructed

⚠ Battery is not included, recommend to use WUBEN battery.

3. Operation

- ① **ON/OFF:** Click on the tail switch to turn on the flashlight, click again to turn it off. This light has memory function, every time it will be turned on the memorized output level on which it was turned off.
- ② **Output selections:** When the light is on, click on tail switch to cycle through Low-Mid-High-Turbo.
- ③ **Flash mode**
 - Strobe:** When the light is on, double tap on the tail switch to activate Strobe and click to exit.
 - SOS:** When the light is on, triple tap on the tail switch to activate SOS and click to exit.

4. Power source







Powered by 1*18650 Li-ion battery, compatible with 2*CR123A batteries.


Battery	Description	Recommended	Cautious	Banned
18650	3.7V with over-charging and over-discharging protection	√		
18650	3.7V without over-charging and over-discharging protection		√	
CR123A	3V disposable battery	√		
RCR123A	3.7V rechargeable battery			√
16340	3.7V rechargeable battery			√
18350	3.7V rechargeable battery			√

5. Battery status indication

When the battery power is low, flashlight will dim till battery totally runs out of power.

Parameters

FL1 Standard	Turbo	High	Mid	Low	Strobe	SOS
	1200~700LM	300LM	100LM	1LM	1200LM	200LM
	1+110mins	6.5h	21h	514h	/	/
	215m			1.5m		
	11556cd			IP68(2m underwater for 1h)		
Weight	76g/2.68oz(without battery) 123g/4.34oz (with battery)					
Dimension	124.2mm x 25.4mm 4.89in x 1in (L x D)					

 All data from experiments of WUBEN lab, may vary because of different experiment equipment, experiment environment or other factors.

Optional accessories

WUBEN ABE2600C battery,
WUBEN ABE3100C battery,
WUBEN ABE3400 battery.

FAQs

Problem	Reason	Solution
Abnormal flashing or no bright	Check whether the switch is opened properly	Open the switch
	Checked whether the assembly is in the right place	Tighten the assembly parts
	Check whether the battery is charged	Charger the battery
	Check whether the battery is anti-loading	Remove the battery re-assembly
	Check if the battery contact points are dirty	Use alcohol to clean
Noise	Check whether there is a foreign body fall	Pour foreign body
	Parts damage	Return to the local dealer

If your problems still not solved yet, please contact seller for after-sales service.

Maintenance

- The O-Ring may be damaged for a long time use, please replace the O-Ring in time to ensure the waterproofness of the product.
- Please use WUBEN battery or WUBEN recommended batteries.
- When the flashlight indicates low power, please charge or replace the battery in time to avoid affecting the durability of the battery.
- Please use alcohol and rag to clean the conductive parts of the flashlight in time.
- When not in use for a long time, please remove the battery to prevent the battery from leaking or exploding, store the flashlight in a dry and ventilated place.

Warranty policy

1. Warranty coverage

- **15 days replacement:** Within 15 days from the date of purchase, if the product has quality problems, customers can request free replacement.
- **1 year warranty:** Within 1 year from the date of purchase, if the product has quality problems, WUBEN will offer free repair.
- **5 years warranty:** Within 5 years from the date of purchase, if the product (accessories excluded) has quality problems, WUBEN will offer free repair for WUBEN registered customers.
- **Lifetime maintenance:** From the date of purchase, if the product has problem after 5 years, WUBEN will offer paid repair for WUBEN registered customers .

- If proof of purchase cannot be provided, it will be counted on the date of manufacture.
- If there is any dispute, the two parties will coordinate to solve.

2. Beyond warranty

- Man-made damage.
- Damage caused by not following the instructions.
- Damage caused by improper use of the battery.
- Abnormal wear and tear.
- Damage caused by irresistible factors.
- Gifts.

The final interpretation right is reserved by WUBEN.

SHENZHEN SHENGQI LIGHTING TECHNOLOGY CO., LTD.

E-mail: info@wubenlight.com

Web: www.wubenlight.com

Add: 202#, Building A, Jihe E-Business Park,
No. 33 Yangmei Road, Bantian Street,
Longgang District, Shenzhen, China



WUBEN website



facebook